

STATEMENT OF APPROPRIATIONS, ALLOTMENTS, OBLIGATIONS, DISBURSEMENTS AND BALANCES
 As of the Quarter Ending June 30, 2023
 (Absolute Value)

FAR No. 1

Department: Budgetary Support to Government Corporations
 Agency: National Electrification Administration
 Operating Unit: N/A
 Organization Code (UACS): 350150000000
 Fund Cluster: 01 - Regular Agency Fund

Authorization: 01 - Current Year Appropriations

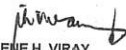
| Particulars | UACS CODE | Appropriation | | | Allotments | | | | | Current Year Obligations | | | | | Current Year Disbursements | | | | | Balances | | | | |
|------------------------------------------------------------------------|------------------|--------------------------|-----------------------------------------------|-------------------------|-------------------------|-----------------------------------|-------------|---------------|---------------------------|--------------------------|-------------------------|---------|---------|-------------------------|----------------------------|----------------------|---------|---------|----------------------|---------------------------|-----------------------|--------------------------------------|-------------------------|------------|
| | | Authorized Appropriation | Adjustments (Transfer (To)/From, Realignment) | Adjusted Appropriations | Allotments Received | Adjust. (Withdrawal, Realignment) | Transfer To | Transfer From | Adjusted Total Allotments | 1st Q. | 2nd Q. | 3rd Q. | 4th Q. | Total | 1st Q. | 2nd Q. | 3rd Q. | 4th Q. | Total | Unreleased Appropriations | Unobligated Allotment | Unpaid Obligations (15-20) = (23+24) | | |
| | | | | | | | | | | Mar. 31 | Jun. 30 | Sep. 30 | Dec. 31 | | Mar. 31 | Jun. 30 | Sep. 30 | Dec. 31 | | | | 20=(16+17+18+19) | 21=(5-10) | 22=(10-15) |
| 1 | 2 | 3 | 4 | 5=(3+4) | 6 | 7 | 8 | 9 | 10=[(6+(-)7)-8+9] | 11 | 12 | 13 | 14 | 15=(11+12+13+14) | 16 | 17 | 18 | 19 | 20=(16+17+18+19) | 21=(5-10) | 22=(10-15) | 23 | 24 | |
| I. Agency Specific Budget | | | | | | | | | | | | | | | | | | | | | | | | |
| Subsidies | 101277 | | | | | | | | | | | | | | | | | | | | | | | |
| Operations | 3000000000000000 | | | | | | | | | | | | | | | | | | | | | | | |
| OO : Access to electrification expanded NATIONAL RURAL ELECTRIFICATION | 3100000000000000 | | | | | | | | | | | | | | | | | | | | | | | |
| Sitio Electrification Sub-program | 3101010000000000 | | | | | | | | | | | | | | | | | | | | | | | |
| Locally-Funded Project(s) | 3101012000000000 | | | | | | | | | | | | | | | | | | | | | | | |
| Barangay/Sitio Electrification | | | | | | | | | | | | | | | | | | | | | | | | |
| MOOE | | 1,677,500,000.00 | | 1,677,500,000.00 | 1,677,500,000.00 | | | | 1,677,500,000.00 | | 1,093,241,937.32 | | | 1,093,241,937.32 | | 39,982,555.79 | | | 39,982,555.79 | | | 584,258,062.68 | 1,053,259,381.53 | |
| Electric Cooperatives Emergency and Resiliency | 310101200012000 | | | | | | | | | | | | | | | | | | | | | | | |
| MOOE | | 200,000,000.00 | | 200,000,000.00 | 200,000,000.00 | | | | 200,000,000.00 | | 104,185,731.70 | | | 104,185,731.70 | | | | | | | | 95,814,268.30 | 104,185,731.70 | |
| Installation of Solar Panels in Public Buildings | 310101200021000 | | | | | | | | | | | | | | | | | | | | | | | |
| MOOE | | 20,000,000.00 | | 20,000,000.00 | 20,000,000.00 | | | | 20,000,000.00 | | | | | | | | | | | | | 20,000,000.00 | | |
| Fuel Requirements of Power Supply in Occidental Mindoro | | | | | | | | | | | | | | | | | | | | | | | | |
| MOOE | | 140,000,000.00 | | 140,000,000.00 | 140,000,000.00 | | | | 140,000,000.00 | | 2,827,246.19 | | | 2,827,246.19 | | | | | | | | 137,172,753.81 | 2,827,246.19 | |
| Sub-Total, Agency-Specific | | 2,037,500,000.00 | | 2,037,500,000.00 | 2,037,500,000.00 | | | | 2,037,500,000.00 | | 1,200,254,915.21 | | | 1,200,254,915.21 | | 39,982,555.79 | | | 39,982,555.79 | | | 837,245,084.79 | 1,160,272,359.42 | |
| PS | | | | | | | | | | | | | | | | | | | | | | | | |
| MOOE | | 2,037,500,000.00 | | 2,037,500,000.00 | 2,037,500,000.00 | | | | 2,037,500,000.00 | | 1,200,254,915.21 | | | 1,200,254,915.21 | | 39,982,555.79 | | | 39,982,555.79 | | | 837,245,084.79 | 1,160,272,359.42 | |
| Fin Ex | | | | | | | | | | | | | | | | | | | | | | | | |
| II. Automatic Appropriations | | | | | | | | | | | | | | | | | | | | | | | | |
| Sub-Total, Automatic Appropriations | | | | | | | | | | | | | | | | | | | | | | | | |
| III. Continuing Appropriations/ BSGC-Others | | | | | | | | | | | | | | | | | | | | | | | | |
| Sub-Total, Continuing Appropriations/ | | | | | | | | | | | | | | | | | | | | | | | | |
| PS | | | | | | | | | | | | | | | | | | | | | | | | |
| MOOE | | | | | | | | | | | | | | | | | | | | | | | | |
| Fin Ex | | | | | | | | | | | | | | | | | | | | | | | | |
| CO | | | | | | | | | | | | | | | | | | | | | | | | |
| GRAND TOTAL | | 2,037,500,000.00 | | 2,037,500,000.00 | 2,037,500,000.00 | | | | 2,037,500,000.00 | | 1,200,254,915.21 | | | 1,200,254,915.21 | | 39,982,555.79 | | | 39,982,555.79 | | | 837,245,084.79 | 1,160,272,359.42 | |
| PS | | | | | | | | | | | | | | | | | | | | | | | | |
| MOOE | | 2,037,500,000.00 | | 2,037,500,000.00 | 2,037,500,000.00 | | | | 2,037,500,000.00 | | 1,200,254,915.21 | | | 1,200,254,915.21 | | 39,982,555.79 | | | 39,982,555.79 | | | 837,245,084.79 | 1,160,272,359.42 | |
| Fin Ex | | | | | | | | | | | | | | | | | | | | | | | | |


Prepared by:


 DARIL JEFF M. HIDALGO
 Financial Planning Specialist A
 Financial Planning and Control Division

Checked and reviewed by:

 IMEE G. APOSTOL
 Acting Manager
 Financial Planning and Control Division

Certified Correct:

 IRENE H. VIRAY
 Acting Department Manager
 Finance Services

Recommending Approval:

 LEILA B. BONIFACIO
 Deputy Administrator
 Corporate Resources and Financial Services

Approved by:

 ANTONIO MARIANO C. ALMEDA
 Administrator

Notes: